



Full Year 2023-24 RESULTS

9 August 2024



Disclaimer

This presentation does not constitute or form part of and should not be construed as any offer for sale of or solicitation of any offer to buy any securities of Eutelsat Communications, nor should it, or any part of it, form the basis of or be relied on in connection with any contract or commitment whatsoever concerning Eutelsat Communications' assets, activities or shares.

This presentation includes only summary information related to the activities for the fiscal year 2023-24 and its strategy and does not purport to be comprehensive or complete.

All statements other than historical facts included in this presentation, including without limitations, those regarding Eutelsat Communications' position, business strategy, plans and objectives are forward-looking statements.

The forward-looking statements included herein are for illustrative purposes only and are based on management's current views and assumptions. Such forward-looking statements involve known and unknown risks. For illustrative purposes only, such risks include but are not limited to: postponement of any ground or in-orbit investments and launches including but not limited to delays of future launches of satellites; impact of financial crisis on customers and suppliers; trends in Fixed Satellite Services markets; development of Digital Terrestrial Television and High Definition television; development of satellite broadband services; Eutelsat Communications' ability to develop and market value-added services and meet market demand; the effects of competing technologies developed and expected intense competition generally in its main markets; profitability of its expansion strategy; partial or total loss of a satellite at launch or in-orbit; supply conditions of satellites and launch systems; satellite or third-party launch failures affecting launch schedules of future satellites; litigation; ability to establish and maintain strategic relationships in its major businesses; and the effect of future acquisitions and investments.

Eutelsat Communications expressly disclaims any obligation or undertaking to update or revise any projections, forecasts or estimates contained in this presentation to reflect any change in events, conditions, assumptions or circumstances on which any such statements are based, unless so required by applicable law. These materials are supplied to you solely for your information and may not be copied or distributed to any other person (whether in or outside your organization) or published, in whole or in part, for any purpose.

Agenda

- ▶ Key Events
- ▶ Operational Performance
- ▶ Financial Performance
- ▶ Outlook and Financial Objectives
- ▶ Summing Up



Highlights

- ▶ FY 2023-24 results in line with objectives¹ with Operating Vertical revenues of €1,268 million and adjusted EBITDA of €698m
- ▶ Eutelsat / OneWeb combination closed end-September 2023 creating the first GEO-LEO operator
- ▶ Growth in Connectivity thanks to acceleration of LEO revenues as well as incremental GEO capacity
- ▶ Robust commercial traction, notably with major, multi-application contract on OneWeb constellation with Intelsat.
- ▶ Operational successes including entry into service of KONNECT VHTS and EUTELSAT 10B, launch of EUTELSAT 36D, and completion of space-segment of OneWeb Constellation
- ▶ Successful refinancing of November 2025 EUTELSAT S.A. and RCF bond completed at the end of March with issuance of €600 million of senior notes, due 2029

¹ As a reminder, FY2023-24 objectives were updated in January as follows: i) Pro-forma with 12 months' OW figures; Based on a €/€ rate of 1.00; iii) Revenues was expected in a range of €1.25bn to €1.3bn; Adjusted EBITDA was expected in a range of €650m to €680m

FY 2023-24 objectives attained

	FY 2023-24	YoY Change		Reminder of FY 2023-24 Objectives
		Reported	Like-for-like	
P&L				
Total Revenues	€1,213m	+7.2%	+5.6% ¹	-
Operating Verticals Revenues	€1,209m	+6.5%	+5.9% ¹	-
Operating Verticals Revenues as per financial objectives²	€1,268m	-	-	€1.25bn to €1.3bn
Adjusted EBITDA	€719m	-12.9%		-
Adjusted EBITDA as per financial objectives²	€698m			€650m to €680m
CAPEX				
Cash Capex ³	€463m	-		€600m to €650m
Financial structure				
Net Debt / Adjusted EBITDA³	3.79x	+0.44 pt		3x in the medium term

¹ Unaudited change at constant currency and perimeter. The variation is calculated as follows: i) FY 2023-24 USD revenues are converted at FY 2022-23 rates; ii) the contribution of the BigBlu retail broadband operations from 1st July 2022 to 30 June 2023 is excluded from FY 2022-23 revenues iii) FY 2022-23 and FY 2023-24 revenues are restated to include the contribution of OneWeb as if the operation had been completed from July 1st, 2022; iv) Hedging revenues are excluded. ² Pro-forma with 12 months' OW figures and based on a €/€ rate of 1.00. ³ Alternative performance metrics. Please refer to Appendix 3 to the press release for more details.

Strong commercial momentum on

Major contracts boosting backlog

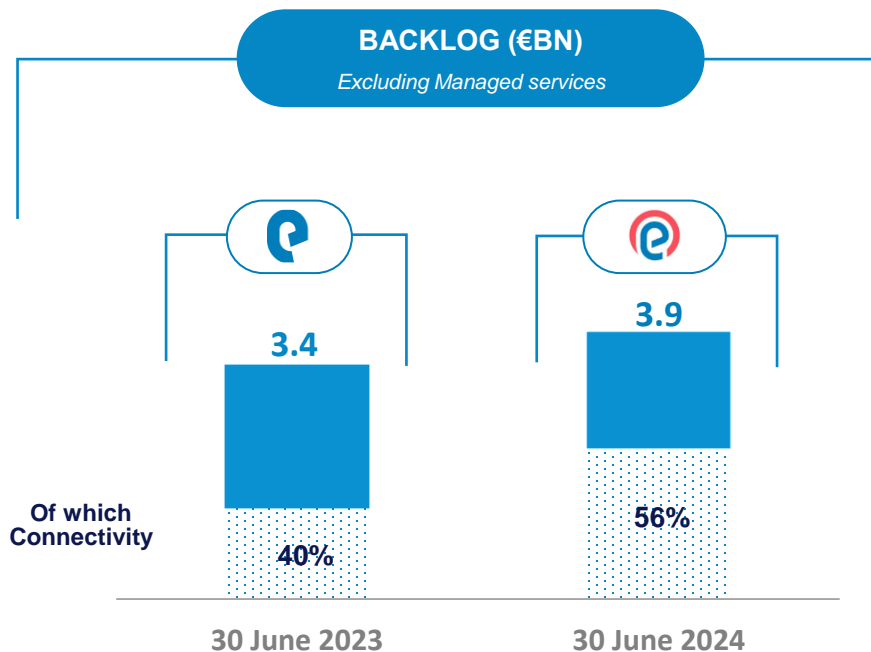


Reinforcing network of distributors



Growing Backlog

- ▶ Backlog at €3.9 billion on 30 June 2024 vs. €3.4bn in June 2023
- ▶ Representing 3.5 years of revenues
- ▶ Contribution of OneWeb offsetting the natural erosion of the backlog, especially in the Video segment
- ▶ Connectivity now accounting for 56% versus 40% a year ago, demonstrating momentum of telecom pivot

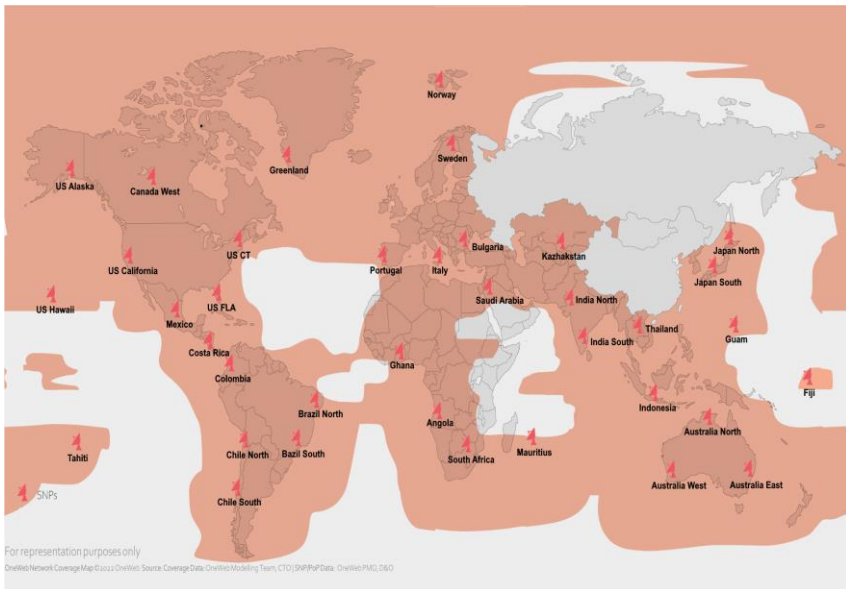


¹ Converted into Euros and excluding intercompany agreements

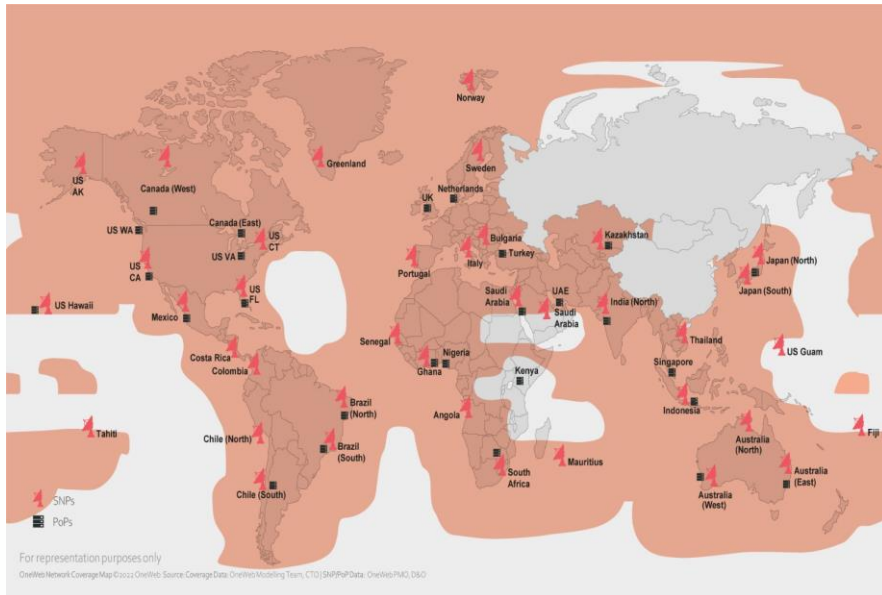
Network coverage on target

On track to 90% Global coverage by end of summer 2024

End-June 2024



End of Summer 2024 (E)



Operational performance



Note on FY 2023-24 presentation

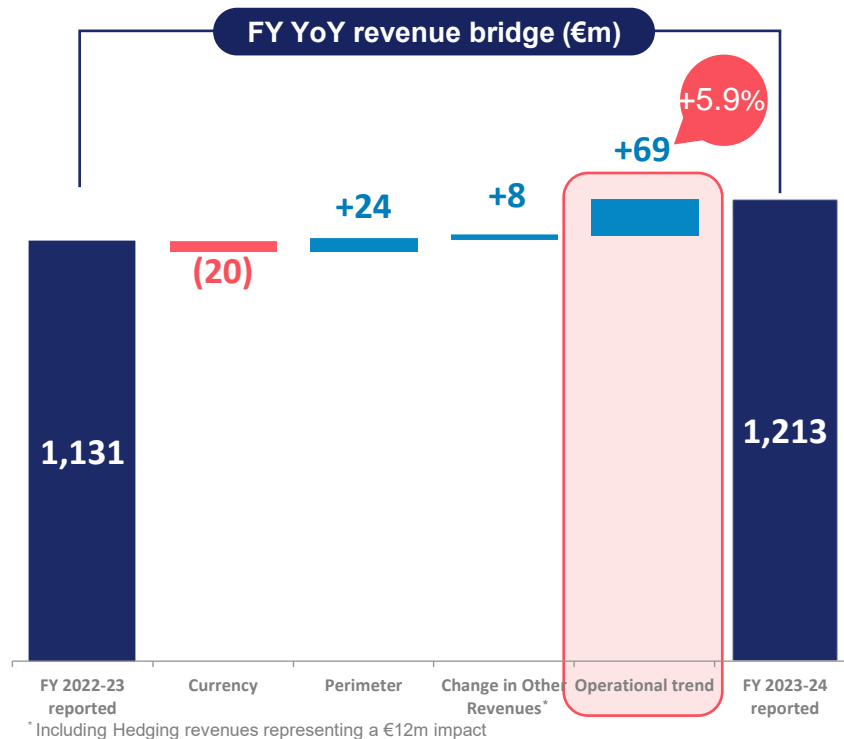
Reported indicators include OneWeb since October 1st 2023 (Operating revenues, Total revenues, Adjusted EBITDA, Financial result, Income Tax, Group Share of Net Income, Cash Capex, Net Debt, Net Debt/ Adjusted EBITDA, Backlog) and are compared to Eutelsat's reported FY 2022-23 performance on a standalone basis.

Revenue variations like-for-like are unaudited, and calculated as follows: i) FY 2023-24 USD revenues converted at FY 2022-23 rates; ii) the contribution of the BigBlu retail broadband operations from 1st July 2022 to 30 June 2023 is excluded from FY 2022-23 revenues iii) FY 2022-23 and FY 2023-24 revenues are restated to take into account the contribution of OneWeb as if the operation had been completed from July 1st 2022; iv) Hedging revenues are excluded.

FY revenues

- ▶ Total revenues of €1,213m, up +5.6% like-for-like
- ▶ Revenues of €1,268m as per per financial objectives¹
- ▶ Negative currency effect
 - €/\$ rate of 1.08 vs 1.04 last year
- ▶ Positive swing of €8.4m in 'Other Revenues'
 - Of which €12.1m related to hedging
- ▶ Revenues of the Operating Verticals up 5.9% like-for-like YoY

¹ i.e. Pro-forma with 12 months' OW figures and based on a €/\$ rate of 1.00

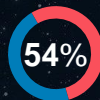


Revenues by verticals



VIDEO

REVENUE
CONTRIBUTION¹



REVENUES
(€m)

650.6

LIKE-FOR-LIKE²
YOY CHANGE

-6.8%



FIXED
CONNECTIVITY



234.1

+29.1%



GOVERNMENT
SERVICES



165.3

+5.0%



MOBILE
CONNECTIVITY



159.3

+49.3%

TOTAL OPERATING VERTICALS

1,209.4

+5.9%

OTHER REVENUES

3.7

+€8.4m³

¹ Share of each application as a percentage of total revenues excluding "Other Revenues".

² Change at constant currency and perimeter. The variation is calculated as follows: i) FY 2023-24 USD revenues are converted at FY 2022-23 rates; ii) the contribution of the BigBlu retail broadband operations from 1st July 2022 to 30 June 2023 is excluded from FY 2022-23 revenues iii) FY 2022-23 and FY 2023-24 revenues are restated to take into account the contribution of OneWeb as if the operation had been completed from July 1st 2022; iv) Hedging revenues are excluded.

³ Of which €12m related to hedging revenues.

Video

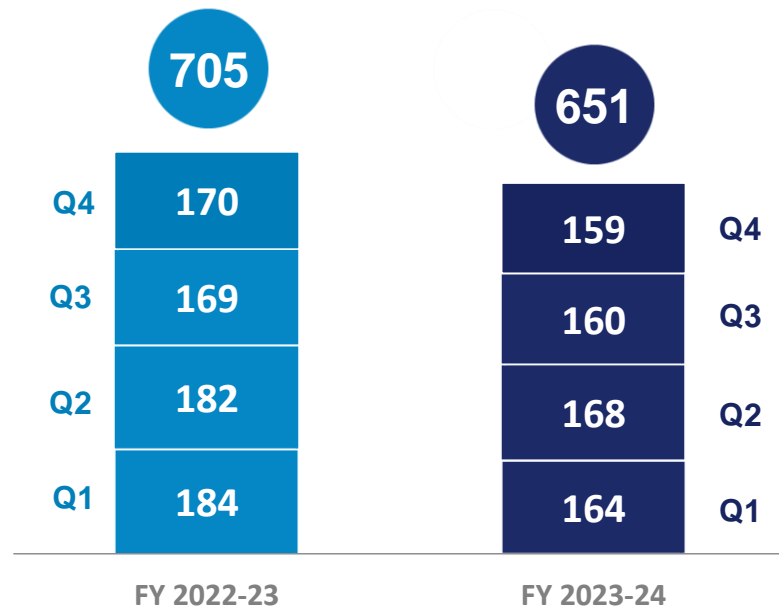
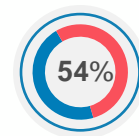
► FY revenues of €650.6m, down 6.8% YoY like-for-like¹

- Secular market decline
- Effect of sanctions against certain Russian and Iranian channels impacting H1
- Full year impact of early non-renewal of Digitürk contract with (from mid-November 2022)
- Headwinds and seasonality in Professional video

► Recent commercial successes showing relevance of satellite in the broadcast value chain:

- Renewal and extension of capacity by Poland's TVN Warner Bros. Discovery at Hotbird neighborhood
- Consolidation of United media Group of all its capacity on Eutelsat fleet

► Q4 Revenues of €159.3m down 6.2% YoY and broadly stable QoQ



¹ At constant currency and perimeter

Fixed connectivity

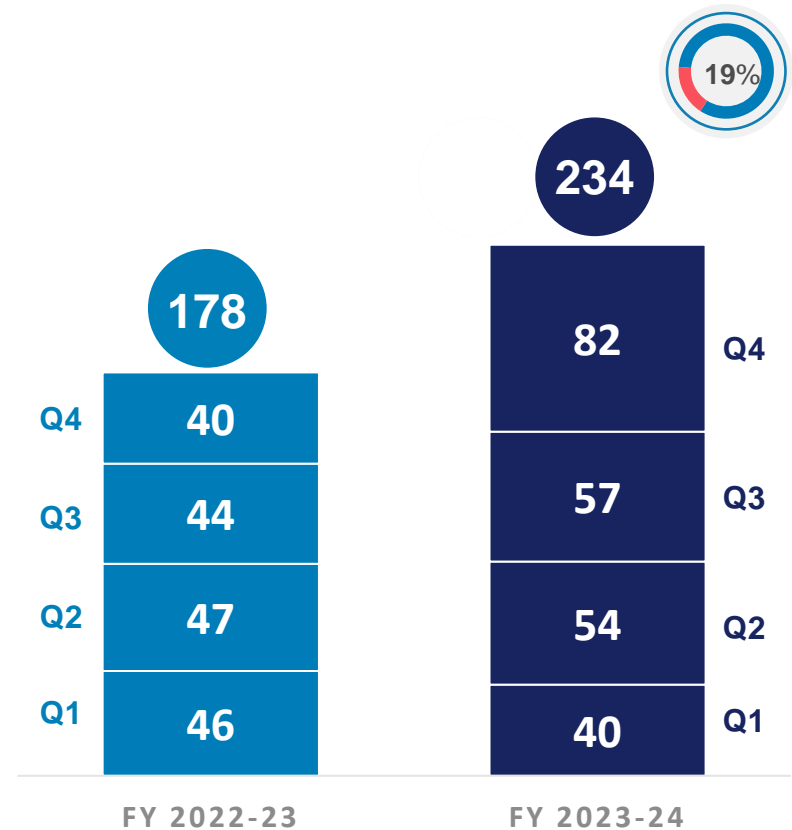
► FY revenues of €234.1m, up 29.1% YoY like-for-like¹

- Entry into service of KONNECT VHTS
- Progressive transfer of EUTELSAT KONNECT capacity to buoyant African market
- Uplift in OneWeb LEO contribution with the activation and progressive ramp up of commercial agreements in line with the progressive availability of the ground network

► Recent commercial wins including

- Capacity on EUTELSAT KONNECT contracted by Yahsat to drive growth across its satellite broadband footprint in Africa.
- Ku-band capacity on EUTELSAT 70B selected by InterSAT to extend Pan-African satellite services, complementing existing Ka-band agreement on the EUTELSAT KONNECT satellite

► Q4 revenues €82.2m, up 73.5% year-on-year and by 42.6% on a sequential basis



¹ At constant currency and perimeter

Government Services

► FY revenues of €165.3m, up 5.0% YoY like-for-like¹

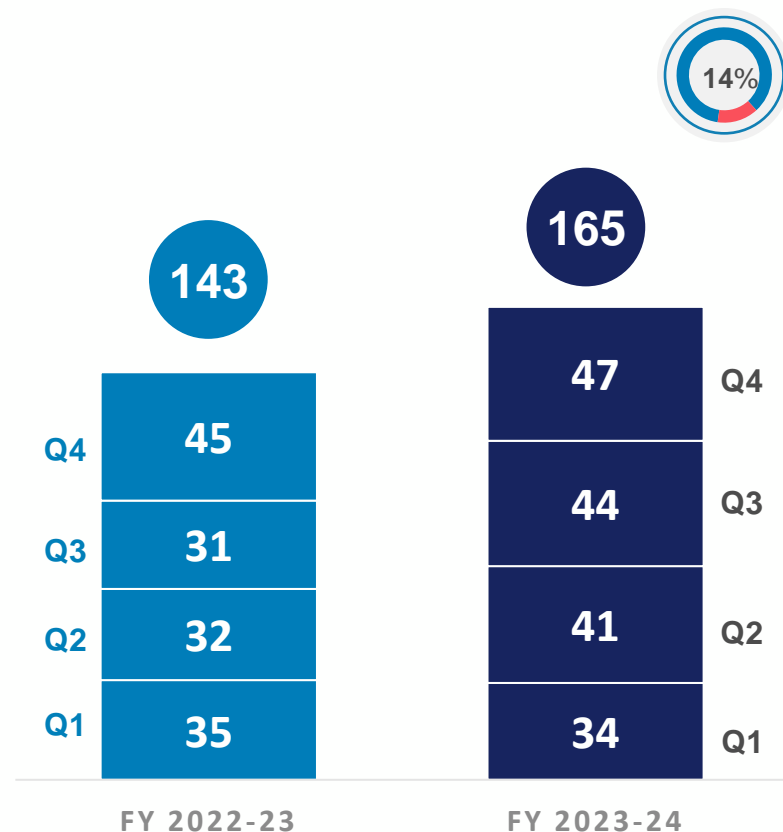
- Contribution of EGNOS GEO-4 contract on HOTBIRD 13G²
- Contribution from OneWeb's LEO- connectivity solutions
- More favourable outcomes of the past two United States Department of Defense renewal campaigns
- Partly offset by a tougher basis of comparison with FY 2022-23 due to a one-off contract of €14m with the German space agency, DLR

► Q4 revenues of €47m, down 14.5% YoY like-for-like

- Tougher basis of comparison with Q4 FY 2022-23 due to DLR contract
- Fourth Quarter revenues up 15.6% year-on-year excluding this impact,

¹ At constant currency and perimeter

² Generating €100m revenues over 15 years



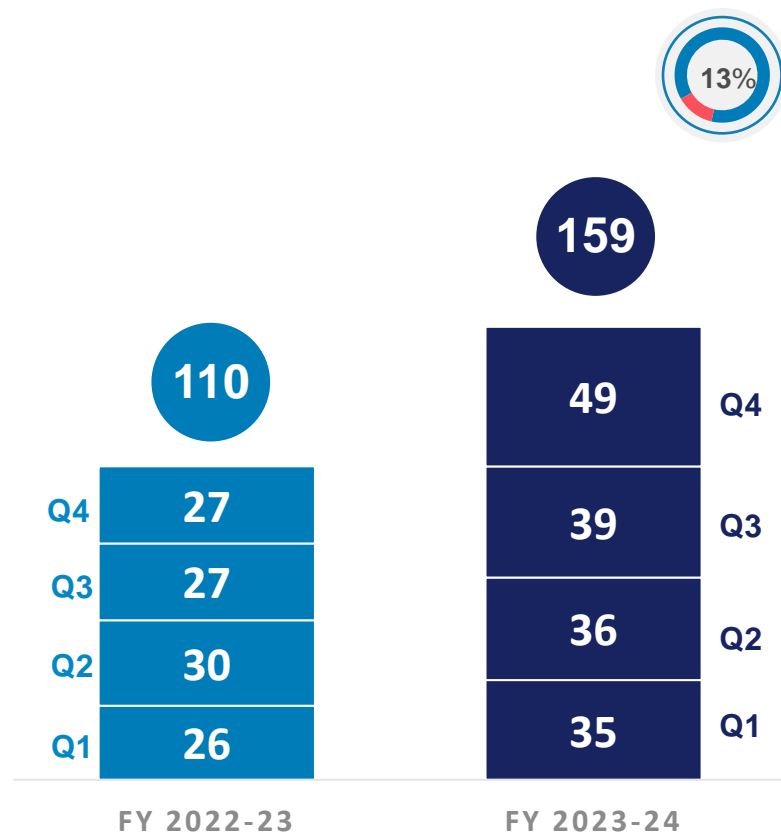
Mobile connectivity

▶ **FY revenues of €159m, up 49.3% YoY like-for-like¹**

- Entry into service of the high-throughput satellite, EUTELSAT 10B
- Contribution from OneWeb.

▶ **Q4 revenues stood at €49.4 million, up 80.4% year-on-year and up by 25.6% QoQ¹**

¹ At constant currency and perimeter



Financial performance

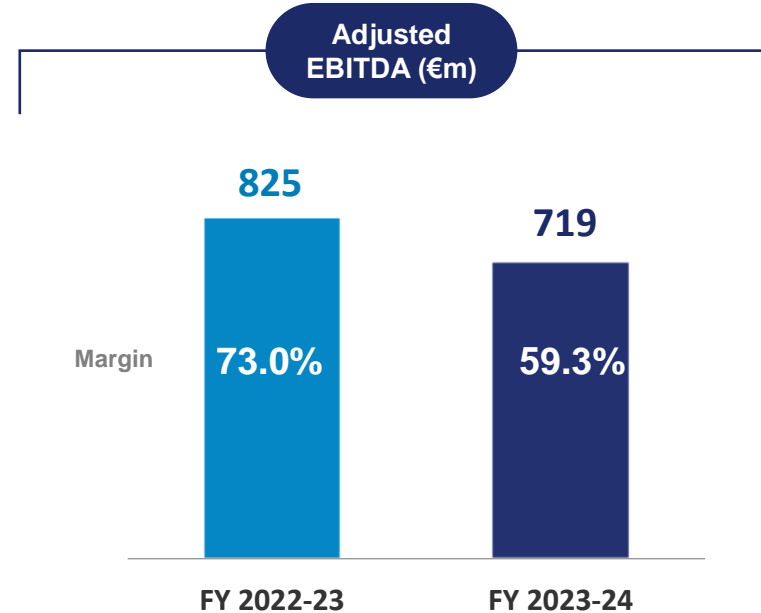


Profitability

- ▶ **FY 2023-24 Adjusted EBITDA at €718.9m down 12.9% YoY reported**
- ▶ **Reflecting:**
 - higher operating costs due to the impact of the consolidation of OneWeb
 - Cost rise nevertheless contained at +8.9%¹, reflecting cost control measures
- ▶ **Adjusted EBITDA margin at 59.3% vs 73.0% a year earlier**
- ▶ **Adjusted EBITDA of €697.5m as per financial objectives²**

¹ i) FY FY 2023-24 USD figures are converted at FY 2022-23 rates and ii) FY 2022-23 and FY 2023-24 figures are restated to include the contribution of OneWeb as if the operation had been completed from July 1st, 2022.

² ie. Pro-forma with 12 months' OW figures and based on a €/€ rate of 1.00



Net income

Extracts from the consolidated income statement in €m	FY 2022-23	FY 2023-24	CHANGE
Revenues	1,131	1,213	+7.2%
Adjusted EBITDA¹	825	719	-12.9%
Operating income	573	(191)	n.a.
Financial result	(91)	(124)	-36%
Income tax	(67)	28	n.a.
Group share of net income	315	(310)	n.a.

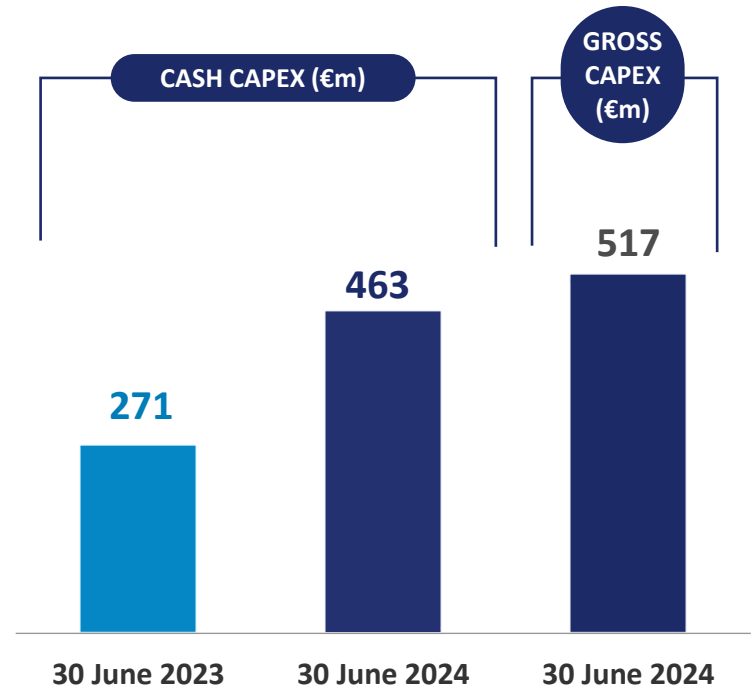
¹ Adjusted EBITDA defined as operating income before depreciation, amortization, impairments and other operating income/(expenses)

- Other operating costs of €208m, versus income of €204m last year, mainly due to last year's €352m payment related to Phase II of C-Band proceeds, as well as the fair value adjustment of shares owned by Eutelsat before the combination.
- Higher depreciation of €702m versus €456m a year earlier, reflecting perimeter effect of OneWeb and higher depreciation.
- Net financial result of -€123m versus -€91m a year earlier, reflecting higher interest costs partly offset by favorable evolution of foreign exchange gains and losses
- Income Tax gain of €28m versus charge of €67m last year, driven by the non-recognition of the deferred tax assets on OneWeb, partly offset by the recognition of deferred tax assets with respect to the French tax losses. In FY 2022-23, the tax charge reflected the 30% tax rate applied to the C-Band proceeds.
- Losses from associates of €23m versus €87m last year, change in consolidation treatment on OneWeb

Cash Capex

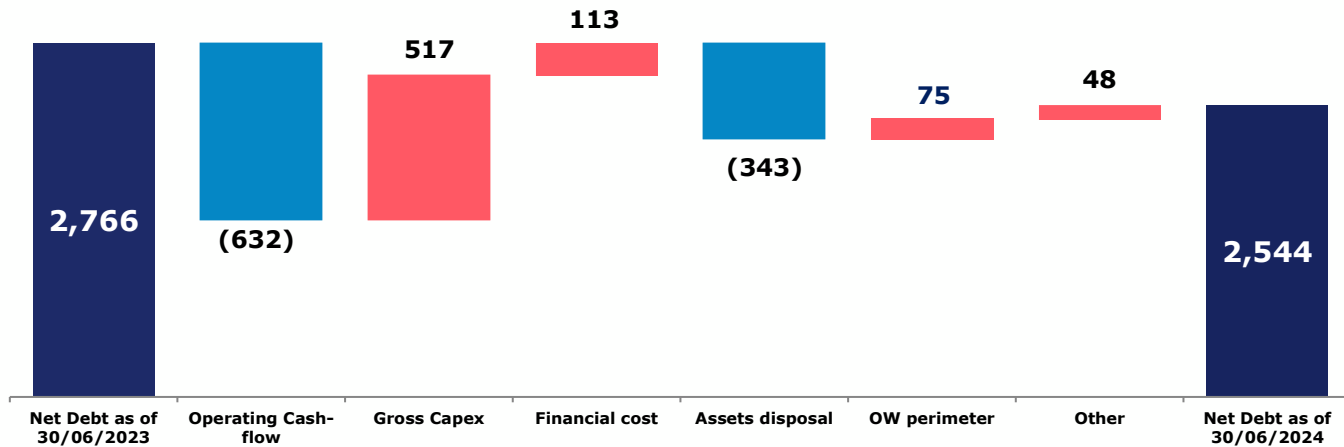
- ▶ **Cash Capex of €463 million**
 - Reflecting the consolidation of OneWeb
- ▶ **Below initial estimates due to LEO constellation phasing and capex delays**
- ▶ **Gross Capex¹ of €517 million**
- ▶ **From FY2024-25 onwards Gross Capex to be adopted as core indicator to provide clearer and more accurate representation of direct capital expenditures.**

¹ Excluding the financing of all or part of certain satellite programs under export credit agreements or through other bank facilities. Please refer to Appendix 3 to the press release for more details.



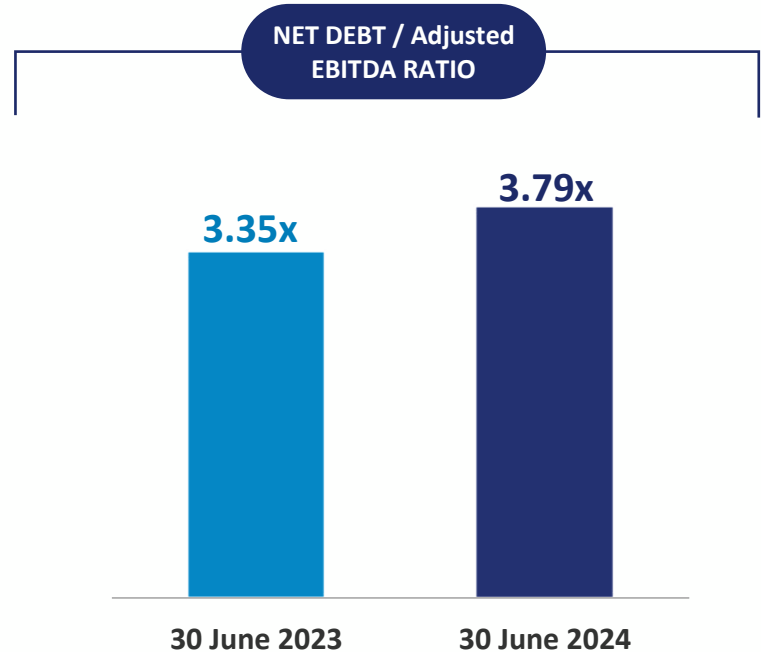
Change in net debt

In €m




Financial Structure

- ▶ **Net Debt/Adjusted EBITDA ratio of 3.79x**
 - Versus 3.35x as of 30 June 2023 and 4.13x at end December 2023
- ▶ **Average cost of debt after hedging of 4.87%**
 - Versus 2.96% in FY 23
- ▶ **Average weighted maturity of 3.5 years**
 - Versus 3.6 y at end-June 2023
- ▶ **Undrawn credit lines and cash around €1.39 billion**



Outlook




Key assumptions for FY 2024-25

- ✓ Progress on LEO ramp-up; full deployment of ground network expected by H1 2025
- ✓ Robust Connectivity growth, driven by acceleration of OW service revenues
- ✓ Offsetting Video revenues expected down by mid-single digits in line with the broader market
- ✓ Adjusted EBITDA embarking OW cost base at full operational run-rate; impact partially offset by further cost-savings measures

Progressive approach to OneWeb Next Generation constellation

- ✓ Future investments prioritising business continuity for customers
- ✓ Adapted to existing LEO network utilization
- ✓ Technology maturity
- ✓ Opportunities for partnerships
- ✓ Financing options linked to partnerships
- ✓ Within strict financial framework, and generating value for stakeholders



Eutelsat Group Financial objectives¹

REVENUES ▶ FY 2024-25 revenues of the four operating verticals around the same level as FY 2023-24

ADJUSTED EBITDA ▶ FY 2024-25 Adjusted EBITA margin slightly below the level of FY 2023-24

GROSS CAPEX² ▶ Between €700 and €800m in FY 2024-25

LEVERAGE ▶ Targeting medium-term net debt / EBITDA ratio of c. 3x

¹At constant rate and perimeter and assuming no further material deterioration of revenues generated from Russian customers

²This outlook supersedes all previous capex indications.

To sum up: Key takeaways

- ✓ FY 2023-24 results in line or exceeding objectives
- ✓ Debt refinancing secured with successful 2029 Bond Issuance
- ✓ Commercial traction in Connectivity driven by LEO offering, underpinning Backlog of almost €4bn
- ✓ FY 2024-25 to be a year of transition as we complete merger integration, prepare integrated LEO/GEO offer, define scope of OneWeb next generation
- ✓ Confidence in our ability to grow connectivity revenues in LEO, whilst maintaining market share in GEO, based on independent market forecasts and in-market experience of customer appetite for multi-orbit capacity

Q&A

